



ALL-PURPOSE LASER SENSOR

Position, Contrast,
& Transparency Detection

TRUE DO-IT-ALL SENSOR



SIMPLE SET UP

UNIVERSAL CHANGE DETECTION

(U.C.D. Function) LR-ZH Models

DISTANCE **INTENSITY**

The LR-ZH models stand as the perfect combination of simplicity and performance. Simply press and hold the SET & UP buttons simultaneously to allow the sensor to detect any target that varies from the background. This is possible through the innovative U.C.D. Function, which monitors changes in both position and intensity to provide reliable and stable detection with ease.


TRANSPARENT TARGETS



The image shows a close-up of the LR-ZH sensor's lens emitting a red laser beam that passes through a thin, transparent blue film. The sensor's display shows a numerical value.

From clear bottles to plastic films, the LR-ZH models are able to easily detect transparent objects.

CONTRAST CHANGES



The image shows the LR-ZH sensor on a shelf with three cylindrical objects of different colors (white, grey, and black). The sensor's red laser beam is directed at the black cylinder, which is the darkest object against the light background.

The ability to detect contrast changes ensures detection of targets close to the background

POSITION BASED DETECTION

DISTANCE

Position-based sensing, along with the diffuse sensor design, allow the LR-Z Series to dependably detect targets regardless of shape, color, or surface finish. All without the use of a cumbersome reflector.

Max.
**500
mm**
19.69"
RANGE

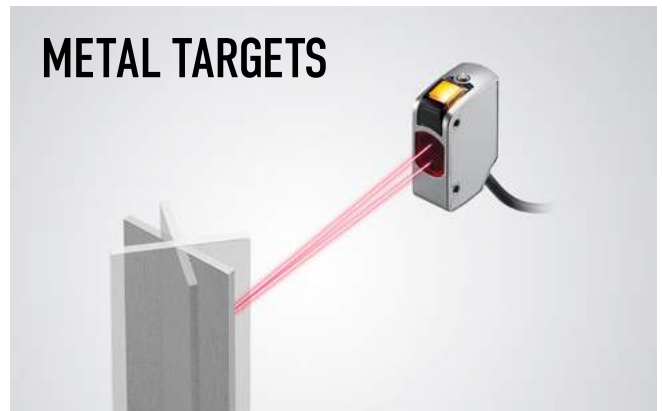


DARK TARGETS



The Light Power Control Function adjusts light intensity to guarantee proper detection of dark and distant targets.

METAL TARGETS



Even at extreme angles, shiny metal targets are stably detected with the versatile Datum Calibration.

ADDITIONAL FEATURES



Rugged Metal Housing

The durable stainless steel housing provides increased longevity in rough factory environments.



Water and Dust Resistance

The impressive IP68 & IP69K enclosure ratings ensure detection in both washdown and heavy buildup areas.



7-Segment LED Display

Installation, calibration, and monitoring are made easy with the intuitive LED display.



Highly Visible Indicator

The sensor output status is easily recognized from a distance making troubleshooting a snap.



Simplified Operation
















Three buttons is all it takes to fully utilize the innovative features of the LR-Z Series.







Dynamic Stability Control

The D.S.C. function ensures stable detection by accounting for changes in the background due to dust or vibration.

Lineup





Type	Detecting distance	Spot diameter	Standard detectable deviation	Connection method	Output	Model	Weight
 M18 threaded mount w/ M12 connector	 25 to 490 mm 0.98° to 19.29°	Approx. ø3 mm ø0.12° 	9 mm 0.35° (25 to 170 mm 0.98° to 6.69°) 25 mm 0.98° (170 to 290 mm 6.69° to 11.42°) 40 mm 1.57° (290 to 390 mm 11.42° to 15.35°) 50 mm 1.97° (390 to 490 mm 15.35° to 19.29°)	M12 4-pin	NPN/PNP selectable	LR-ZH490CB <small>(NEW) U.C.D. Function</small>	75 g
 M18 threaded mount w/ M12 connector	 25 to 240 mm 0.98° to 9.45°	Approx. 2.4 mm 0.09° Approx. 1.2 mm 0.05° At detecting distance of 240 mm 9.45°	9 mm 0.35° (25 to 170 mm 0.98° to 6.69°) 25 mm 0.98° (170 to 240 mm 6.69° to 9.45°)	M12 4-pin	Bipolar (NPN+ PNP)	LR-ZB240CB	
 M18 threaded mount w/ M12 connector	 25 to 90 mm 0.98° to 3.54°	Approx. 2 mm 0.08° Approx. 1 mm 0.04° At detecting distance of 90 mm 3.54°	1.5 mm 0.06° (25 to 40 mm 0.98° to 1.57°) 3 mm 0.12° (40 to 90 mm 1.57° to 3.54°)	M12 4-pin		LR-ZB90CB	
 Rectangular w/ cable	 35 to 500 mm 1.38° to 19.69°	Approx. ø3 mm ø0.12° 	9 mm 0.35° (35 to 180 mm 1.38° to 7.09°) 25 mm 0.98° (180 to 300 mm 7.09° to 11.81°) 40 mm 1.57° (300 to 400 mm 11.81° to 15.75°) 50 mm 1.97° (400 to 500 mm 15.75° to 19.69°)	2 m cable	NPN	LR-ZH500N <small>(NEW) U.C.D. Function</small>	110 g
 Rectangular w/ M8 connector				M8 4-pin	NPN	LR-ZH500CN <small>(NEW) U.C.D. Function</small>	
	 Rectangular w/ M8 connector	35 to 250 mm 1.38° to 9.84°	Approx. 2.4 mm 0.09° Approx. 1.2 mm 0.05° At detecting distance of 250 mm 9.84°	9 mm 0.35° (35 to 180 mm 1.38° to 7.09°) 25 mm 0.98° (180 to 250 mm 7.09° to 9.84°)	2 m cable	PNP	LR-ZB250AN
M8 4-pin					NPN	LR-ZB250CN	
 Rectangular w/ M8 connector	35 to 100 mm 1.38° to 3.94°	Approx. 2 mm 0.08° Approx. 1 mm 0.04° At detecting distance of 100 mm 3.94°	1.5 mm 0.06° (35 to 50 mm 1.38° to 1.97°) 3 mm 0.12° (50 to 100 mm 1.97° to 3.94°)	M8 4-pin	PNP	LR-ZB250CP	55 g
				M8 3-pin	NPN	LR-ZB250C3P	
 Rectangular w/ cable	35 to 100 mm 1.38° to 3.94°	Approx. 2 mm 0.08° Approx. 1 mm 0.04° At detecting distance of 100 mm 3.94°	1.5 mm 0.06° (35 to 50 mm 1.38° to 1.97°) 3 mm 0.12° (50 to 100 mm 1.97° to 3.94°)	2 m cable	NPN	LR-ZB100N	110 g
				M8 4-pin	PNP	LR-ZB100P	
 Rectangular w/ M8 connector	35 to 100 mm 1.38° to 3.94°	Approx. 2 mm 0.08° Approx. 1 mm 0.04° At detecting distance of 100 mm 3.94°	1.5 mm 0.06° (35 to 50 mm 1.38° to 1.97°) 3 mm 0.12° (50 to 100 mm 1.97° to 3.94°)	M8 4-pin	NPN	LR-ZB100CN	55 g
				M8 3-pin	PNP	LR-ZB100C3P	

Mounting brackets



Type	Model	Compatible models	Material/Weight
 Standard mounting bracket (M3 screw × 2 supplied)	OP-87408 ^{*1}	Rectangular	SUS316L 30 g
 Rear mounting bracket (M3 screw × 2 supplied)	OP-87409	Rectangular	SUS316L 30 g
 Robust mounting bracket (t = 3) (M3 screw × 2 supplied)	OP-87410 ^{*2}	Rectangular	SUS316L 170 g
 M18 nut & Lock washer set	OP-87413	M18 Threaded Mount	M18 nut SUS316L 10 g Lock washer SUS304 5 g

*1 This bracket is dedicated to the cable type. Use OP-87409 or OP-87410, when installing the connector type. *2 This can be used only in combination with an L-shaped connector cable, when installing the connector type.


Mounting brackets [adjustable brackets]

Type	Model	Compatible models	Material/Weight
 Adjustable bracket (M3 screw × 2 supplied)	OP-87404	Rectangular	Zinc nickel plating 95 g
 Adjustable bracket	OP-87405	M18 Threaded Mount	Zinc nickel plating 100 g
 Screw length	Screw length: 45 mm 1.77°	OP-87406	—
 Locking screw for adjustable bracket	Screw length: 65 mm 2.56°	OP-87407	—

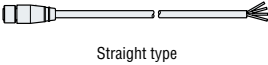
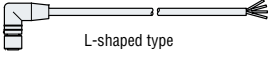
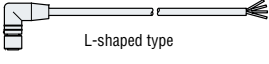
Reflectors (For U.C.D. function only)

Type	Model	Compatible models	Maximum detecting distance	Appearance
Reflector	R-6L	LR-ZH models	700 mm 27.56°	
Reflective tape	OP-87123		700 mm 27.56°	 25 × 25 mm 0.98° × 0.98°

* When using the reflector or reflective tape, ensure that the spot from the sensor is stationary on the reflector.



Cables

Specifications	Material	Appearance	Connection method	Length	Model	
Standard	Cable: PVC Connector: Brass Nickel Plating	 <p>Straight type</p>	M12 4-pin	2 m 6.56'	OP-75721	
				10 m 32.81'	OP-85502	
	M8 4-pin		2 m 6.56'	OP-73864		
			10 m 32.81'	OP-73865		
Cable: PVC Connector: Zinc Nickel Plating	M8 3-pin		2 m 6.56'	OP-87627		
			10 m 32.81'	OP-87636		
Oil resistant	Cable: PUR Connector: Zinc Nickel Plating		 <p>L-shaped type</p>	M12 4-pin	2 m 6.56'	OP-87637
					10 m 32.81'	OP-87628
M8 4-pin	2 m 6.56'	OP-87629				
	10 m 32.81'	OP-87402				
Chemical resistant	Cable: PVC Connector: SUS316L	M8 4-pin		2 m 6.56'	OP-87621	
				2 m 6.56'	OP-87622	
Standard	Cable: PVC Connector: Brass Nickel Plating	 <p>L-shaped type</p>		M12 4-pin	2 m 6.56'	OP-75722
					10 m 32.81'	OP-87274
M8 4-pin	2 m 6.56'		OP-85497			
	2 m 6.56'		OP-87631			
Oil resistant	Cable: PUR Connector: Zinc Nickel Plating		M12 4-pin	2 m 6.56'	OP-87640	
				10 m 32.81'	OP-87641	
M8 4-pin	2 m 6.56'			OP-87632		
	10 m 32.81'			OP-87633		
Chemical resistant	Cable: PVC Connector: SUS316L		M12 4-pin	2 m 6.56'	OP-87403	
				M8 4-pin	2 m 6.56'	OP-87619
				M8 3-pin	2 m 6.56'	OP-87620

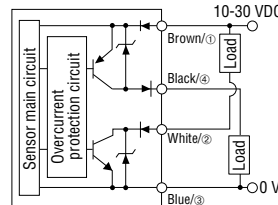
Enclosure ratings for each cable type

Enclosure rating	Standard cable	Oil resistant cable	Chemical resistant cable
IP67 IEC60529	✓	✓	✓
IP68 IEC60529	-	✓	✓
IP69K DIN40050-9	-	-	✓
ECOLAB, Diversey	-	-	✓*

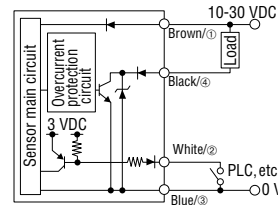
* Have passed resistance tests with cleaning agents from multiple manufacturers.

I/O circuit diagram

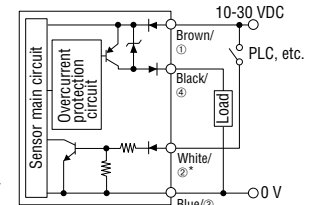
Bipolar type (LR-ZBxB)



NPN type (LR-ZxN)



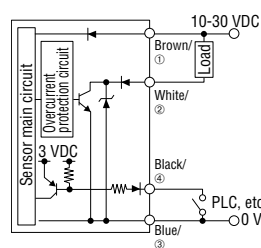
PNP type (LR-ZxP)



* Cable type and M8 connector 4-pin type only

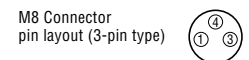
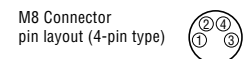
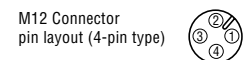
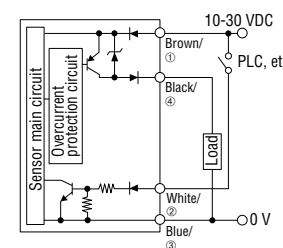
LR-ZH490CB

(When NPN output is selected)



LR-ZH490CB

(When PNP output is selected)

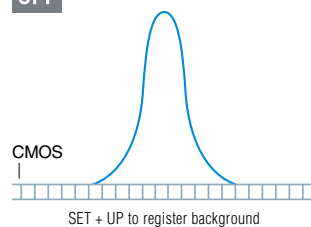


Universal Change Detection:

Universal Change Detection works by storing the light receiving pattern (distance and returned light intensity) associated with a set background or reference surface. From here, the sensor is able to detect any variations from the calibrated light receiving pattern (position changes and/or intensity changes).

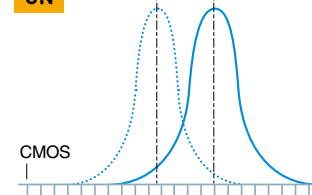
Background

OFF



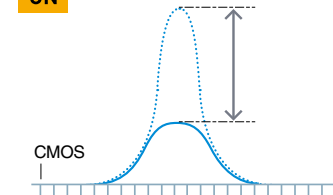
Position Change

ON



Intensity Change

ON



SPECIFICATIONS

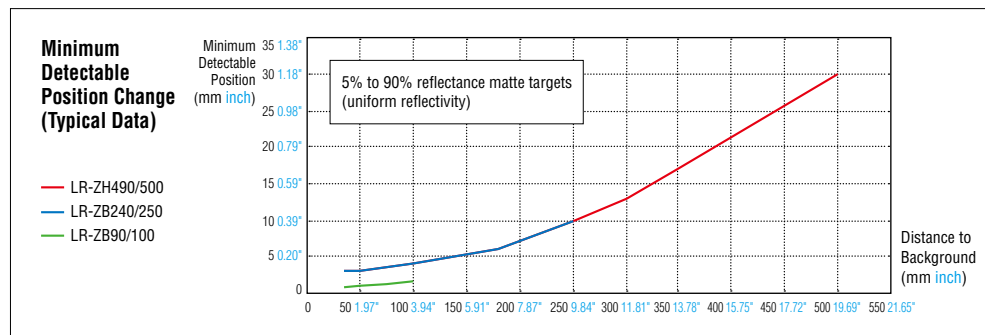


Specifications

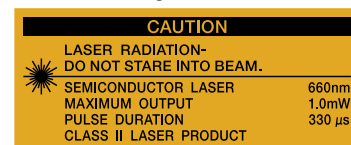
Type		Distance based laser sensor						
Appearance		M18 Threaded mount			Rectangular			
Model	Bipolar	M12 connector 4-pin	LR-ZH490CB*1 <small>NEW U.C.D. Function</small>	LR-ZB240CB	LR-ZB90CB	—	—	—
	NPN	2 m 6.56' cable	—	—	—	LR-ZH500N <small>NEW U.C.D. Function</small>	LR-ZB250AN	LR-ZB100N
		M8 connector 4-pin	—	—	—	LR-ZH500CN <small>NEW U.C.D. Function</small>	LR-ZB250CN	LR-ZB100CN
	PNP	2 m 6.56' cable	—	—	—	LR-ZH500P*1 <small>NEW U.C.D. Function</small>	LR-ZB250AP	LR-ZB100P
		M8 connector 4-pin	—	—	—	LR-ZH500CP*1 <small>NEW U.C.D. Function</small>	LR-ZB250CP	LR-ZB100CP
		M8 connector 3-pin	—	—	—	LR-ZH500C3P*1 <small>NEW U.C.D. Function</small>	LR-ZB250C3P	LR-ZB100C3P
Detectable distance		25 to 490 mm 0.98" to 19.29" (465 to 0)1/2	25 to 240 mm 0.98" to 9.45" (215 to 0)1/2	25 to 90 mm 0.98" to 3.54" (650 to 0)1/2	35 to 500 mm 1.38" to 19.69" (465 to 0)1/2	35 to 250 mm 1.38" to 9.84" (215 to 0)1/2	35 to 100 mm 1.38" to 3.94" (650 to 0)1/2	
Standard detectable deviation		25 to 170 mm 0.98" to 6.69" : 9 mm 0.35" 170 to 290 mm 6.69" to 11.42" : 25 mm 0.98" 290 to 390 mm 11.42" to 15.35" : 40 mm 1.57" 390 to 490 mm 15.35" to 19.29" : 50 mm 1.97"	25 to 170 mm 0.98" to 6.69" : 9 mm 0.35" 170 to 240 mm 6.69" to 9.45" : 25 mm 0.98"	25 to 40 mm 0.98" to 1.57" : 1.5 mm 0.06" 40 to 90 mm 1.57" to 3.54" : 3 mm 0.12"	35 to 180 mm 1.38" to 7.09" : 9 mm 0.35" 180 to 300 mm 7.09" to 11.81" : 25 mm 0.98" 300 to 400 mm 11.81" to 15.75" : 40 mm 1.57" 400 to 500 mm 15.75" to 19.69" : 50 mm 1.97"	35 to 180 mm 1.38" to 7.09" : 9 mm 0.35" 180 to 250 mm 7.09" to 9.84" : 25 mm 0.98"	35 to 50 mm 1.38" to 1.97" : 1.5 mm 0.06" 50 to 100 mm 1.97" to 3.94" : 3 mm 0.12"	
Display resolution		1 to 5 (1 to 5 mm 0.04" to 0.20")	1 to 3 (1 to 3 mm 0.04" to 0.12)	2 (0.2 mm 0.01")	1 to 5 (1 to 5 mm 0.04" to 0.20")	1 to 3 (1 to 3 mm 0.04" to 0.12)	2 (0.2 mm 0.01")	
Spot size		Approx. ø3 mm ø0.12"	Approx. 2.4 × 1.2 mm 0.09" × 0.05" at 240 mm 9.45"	Approx. 2 × 1 mm 0.08" × 0.04" at 90 mm 3.54"	Approx. ø3 mm ø0.12"	Approx. 2.4 × 1.2 mm 0.09" × 0.05" at 250 mm 9.84"	Approx. 2 × 1 mm 0.08" × 0.04" at 100 mm 3.94"	
Response time		1.5 ms / 10 ms / 50 ms selectable						
Light source	Type	Red laser (660 nm)						
	Laser class	Class 2 laser product (IEC60825-1) Class II Laser product (FDA(CDRH) Part1040.10)	Class 1 laser product (IEC60825-1, FDA (CDRH) Part1040.10 ³)	Class 2 laser product (IEC60825-1) Class II Laser product (FDA(CDRH) Part1040.10)	Class 1 laser product (IEC60825-1, FDA (CDRH) Part1040.10 ³)			
Function	Indicator	3-digit 7-segment display (white), output indicator (yellow), DATUM indicator (orange), 1 spot indicator (green)	3-digit 7-segment display (red), output indicator (yellow), DATUM indicator (orange), 1 spot indicator (green)	3-digit 7-segment display (white), output indicator (yellow), DATUM indicator (orange), 1 spot indicator (green)	3-digit 7-segment display (red), output indicator (yellow), DATUM indicator (orange), 1 spot indicator (green)			
	Timer	OFF/ON delay/OFF delay/One-shot						
Specifications	Power voltage	10 to 30 VDC, including 10% ripple (P-P), Class 2 or LPS						
	Power consumption	450 mW or less (18 mA or less at 24 V, 34 mA or less at 12 V)						
	Control output	LR-ZHxB: NPN open collector/PNP Open collector selectable, LR-ZBxB: NPN+PNP Open collector, LR-ZxN: NPN Open collector, LR-ZxP: PNP Open collector, Applied voltage 30 VDC or less, Control current 100 mA or less, Residual voltage 1.2 V or less at 10 mA or less, 2 V or less at 10 to 100 m 32.81" to 328.08"						
	Protection circuit	Protection against reverse power connection, output overcurrent, output surge, reverse output connection						
	Output operation	Light-ON / Dark-ON selectable						
External input *4	Input time calibration: 35 ms or more ON, 35 ms or more OFF Laser emission stop: 2 ms or more ON, 20 ms or more OFF Short-circuit current NPN: 1 mA or less/PNP: 2 mA or less	None			Input time calibration: 35 ms or more ON, 35 ms or more OFF Laser emission stop: 2 ms or more ON, 20 ms or more OFF Short-circuit current NPN: 1 mA or less/PNP: 2 mA or less			
	Enclosure rating	IP68(IEC60529), IP69K(DIN40050-9), NEMA 4X, 6P, 13(NEMA250), ECOLAB ¹⁵ , Diversey ⁵						
Environmental resistance	Ambient light *6	Incandescent lamp: 10000 lux or less Sunlight: 20000 lux or less at 240 mm 9.45" Incandescent lamp: 2000 lux or less Sunlight: 4000 lux or less at 490mm 19.29"	Incandescent lamp: 2000 lux or less Sunlight: 4000 lux or less	Incandescent lamp: 4000 lux or less Sunlight: 8000 lux or less	Incandescent lamp: 10000 lux or less Sunlight: 20000 lux or less at 250 mm 9.84" Incandescent lamp: 2000 lux or less Sunlight: 4000 lux or less at 500 mm 19.69"	Incandescent lamp: 2000 lux or less Sunlight: 4000 lux or less	Incandescent lamp: 4000 lux or less Sunlight: 8000 lux or less	
	Ambient temperature	-10 to +50°C 14 to 122°F (No freezing)						
	Storage temperature	-25 to +75°C -13 to 167°F (No freezing)						
	Ambient humidity	35 to 85%RH (No condensation)						
	Shock resistance	1000 m/s ² in X, Y, Z axis directions respectively 6 times						
	Vibration resistance	10 to 55 Hz Double amplitude 1.5 mm 0.06" in the X, Y, Z axis directions respectively, 2 hours						
	Insulating resistance	20 MΩ or more (500 VDC)						
Withstand voltage	1000 VAC 50/60 Hz 1 min							
Material	Case: SUS316L, Display: PES, Lens cover: PMMA with scratch-resistant coating, Packing/Connector ring: FKM, Nut: SUS316L, Lock washer: SUS304 Case: SUS316L, Display: PES, Lens cover: PMMA with scratch-resistant coating, Packing/Connector ring: FKM							
Accompanying items	Instruction Manual, FDA warning/certification/identification label, Laser warning/explanation labels		Instruction Manual, Certification/identification label (FDA)		Instruction Manual, FDA warning/certification/identification label, Laser warning/explanation labels		Instruction Manual, Certification/identification label (FDA)	

*1 IO-Link specification v.1.1/COM2 (38.4 kbps) is supported. (LR-ZH490CB : Only when PNP output is selected.) You can download a setup file from the KEYENCE website (<http://www.keyence.com>). If using the product in an environment in which downloading files over the internet is not possible, contact your nearest KEYENCE office. *2 Display readings can be used as a guide for the detecting distance. When the setting value is turned, the readout shifts. When the value exceeds "99", "FF" is displayed. *3 The laser classification for FDA (CDRH) is implemented based on IEC60825-1 in accordance with the requirements of Laser Notice No.50. *4 M8 connector (3-pin) type does not include the external input function. *5 Have passed resistance tests with cleaning agents from multiple manufacturers. *6 When the response time is 10 ms

Reference data

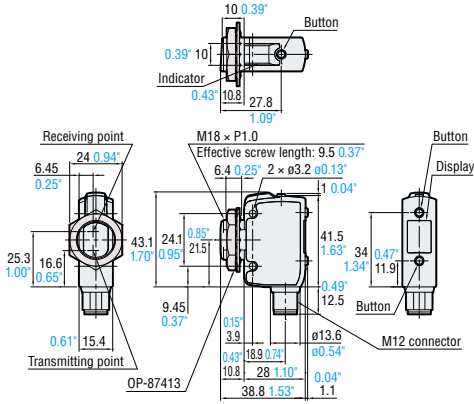


Laser warning label (LR-ZH Models Only)

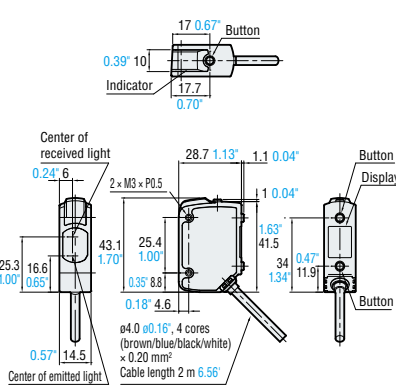


DIMENSIONS

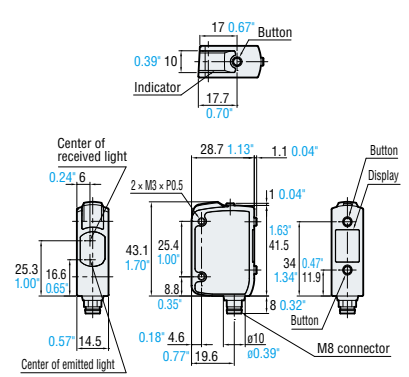
**LR-ZH490CB/
ZB240CB/
ZB90CB**



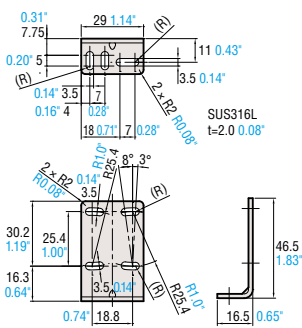
**LR-ZH500N/ZH500P/
ZB250AN/ZB250AP/
ZB100N/ZB100P**



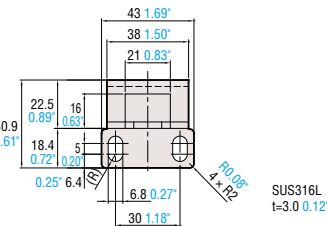
**LR-ZH500CN/ZH500CP/ZH500C3P/
ZB250CN/ZB250CP/ZB250C3P/
ZB100CN/ZB100CP/ZB100C3P**



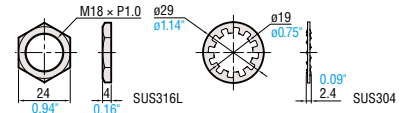
OP-87408



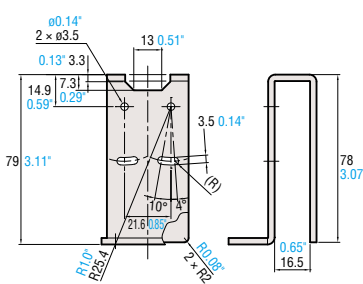
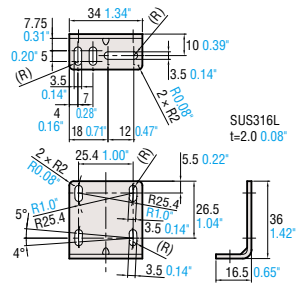
OP-87410



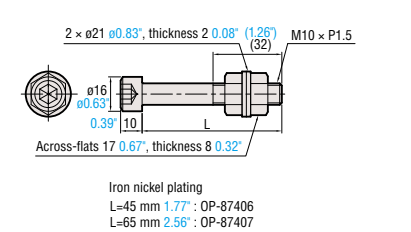
OP-87413



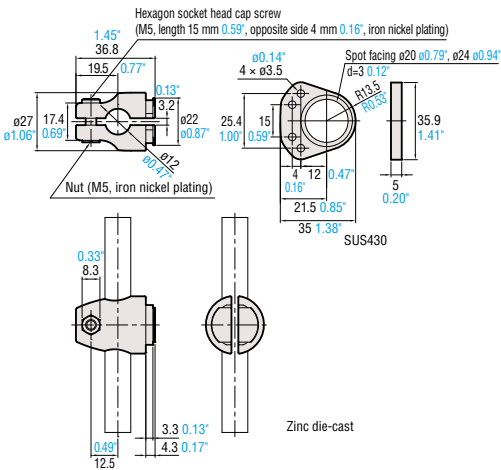
OP-87409



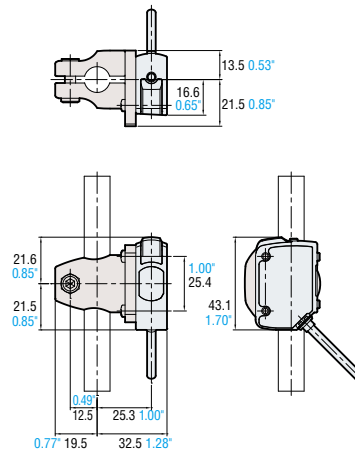
OP-87406/87407



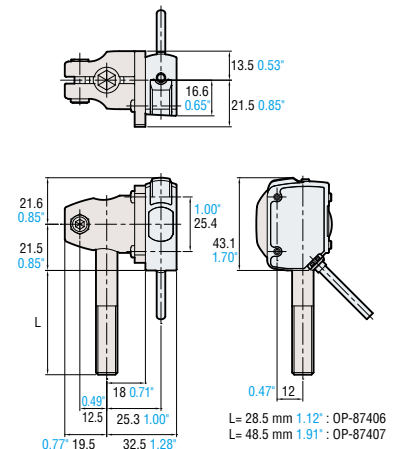
OP-87404



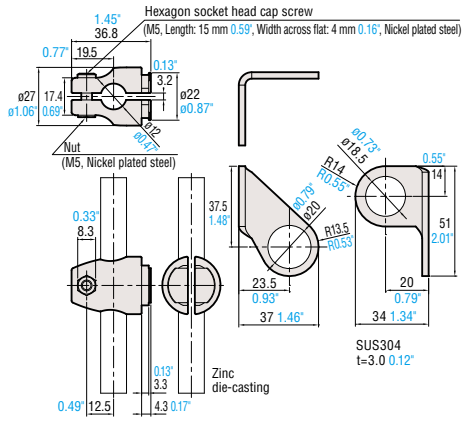
OP-87404 + LR-ZH500N



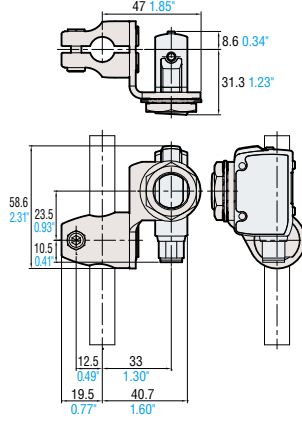
OP-87406/87407 + OP-87404 + LR-ZH500N



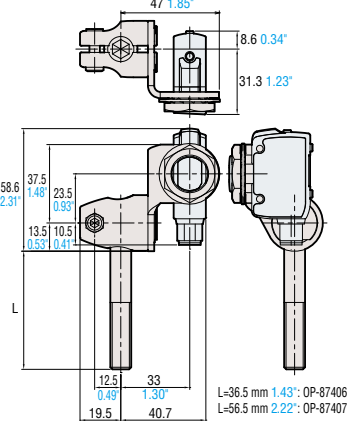
OP-87405



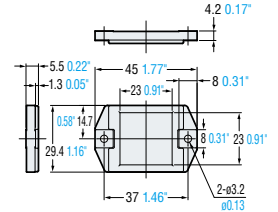
OP-87405 + LR-ZH490CB



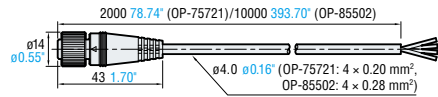
OP-87406/87407 + OP-87405 + LR-ZH490CB



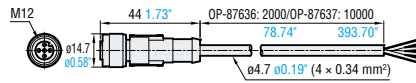
Reflector R-6L



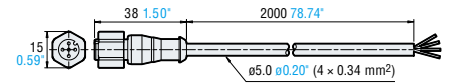
OP-75721/85502



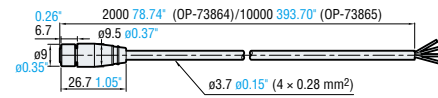
OP-87636/ 87637



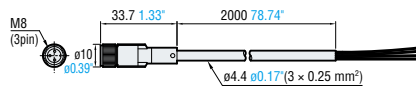
OP-87402



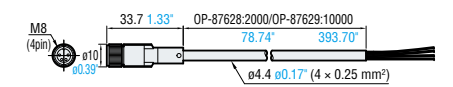
OP-73864 / 73865



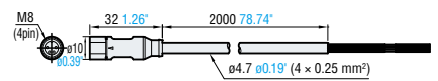
OP-87627



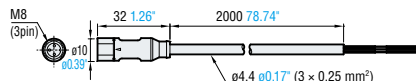
OP-87628/87629



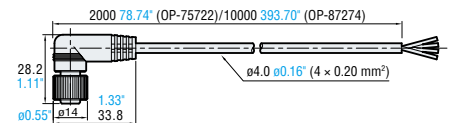
OP-87621



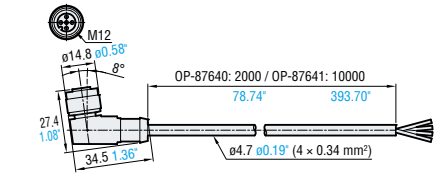
OP-87622



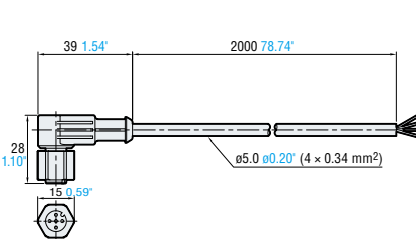
OP-75722 / 87274



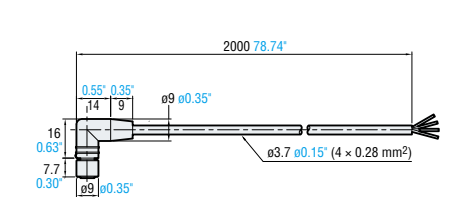
OP-87640/87641



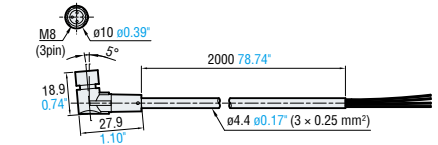
OP-87403



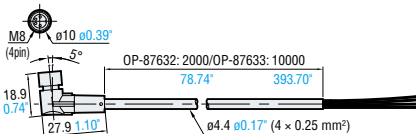
OP-85497



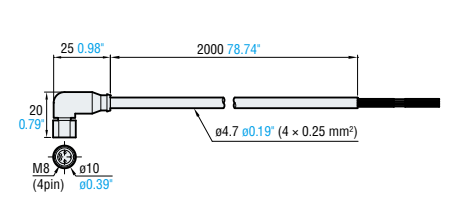
OP-87631



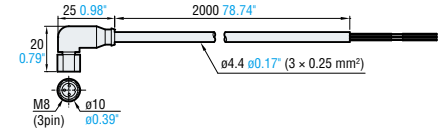
OP-87632/87633



OP-87619



OP-87620



M12 Connector pin layout (4-pin type)



M8 Connector pin layout (4-pin type)

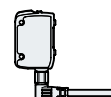


M8 Connector pin layout (3-pin type)



No.	Color
①	Brown
②	White
③	Blue
④	Black

Note:
When the L-shaped connector is in use, the cable is fixed in the direction shown on the right. The connector is not rotatable.





RELATED PRODUCTS

LR-T SERIES









TOF Laser Sensor



Sensors

Type		Detecting distance	Features	Model
	Cable (2 m 6.56')	60 to 5000 mm 2.36' to 196.85'	Adjustable Spot Analog Output	LR-TB5000
	M12 connector (Cable sold separately)			LR-TB5000C/LR-TB5000CL
	Cable (2 m 6.56')	60 to 2000 mm 2.36' to 78.74'	Smaller Size	LR-TB2000
	M12 connector (Cable sold separately)			LR-TB2000C/LR-TB2000CL

Brackets and Accessories


Type	Model	Type	Model	Type	Model
 Adjustable angle bracket (For LR-TB5000 Series) (M4 screw × 2 supplied)	OP-87773	 Adjustable bracket (For LR-TB5000 Series) (M4 screw × 2 supplied)	OP-87774	 Front protection cover (For LR-TB5000 Series)	OP-87778
 Adjustable angle bracket (For LR-TB2000 Series) (M3 screw × 2 supplied)	OP-87771	 Adjustable bracket (For LR-TB2000 Series) (M3 screw × 2 supplied)	OP-87772	 Front protection cover (For LR-TB2000 Series)	OP-87776
 Small bracket (For LR-TB2000 Series) (M3 screw × 2 supplied)	OP-87770	 Locking screw (For adjustable bracket) (85 mm 3.35')	OP-87775		

LR-W SERIES


Full-Spectrum
Sensor




Sensors: Standard Models

Type		Detecting distance	Light source	Model
	Cable (2 m 6.56')	30 to 500 mm 1.18' to 19.69'	White LED	LR-W500
	M12 connector (Cable sold separately)			LR-W500C







Sensors: Small/Dual Spot Models

Type		Detecting distance	Light source	Model
	Cable (2 m 6.56')	30 to 70 mm 1.18' to 2.76'	White LED	LR-W70
	M12 connector (Cable sold separately)			LR-W70C

Sensors: Fiber Extension Models

Type		Detecting distance	Light source	Model
	Cable (2 m 6.56')	Detecting Distance and Min. Spot Diameter Based on Attached Fiber Head	White LED	LR-WF10
	M12 connector (Cable sold separately)			LR-WF10C

Brackets and Accessories

Type	Applicable Sensors	Model	Type	Applicable Sensors	Model
 Standard mounting bracket (M3 screw × 2 supplied)	LR-W500/ W70/WF10	OP-88021*1	 Luster canceling attachment	LR-W500(C)	LR-WA1*1*2
 Small mounting bracket (M3 screw × 2 supplied)	LR-W70/ WF10	OP-88022*1	 Luster canceling attachment	LR-W70(C)	LR-WA2*1*2
 Adjustable bracket (M3 screw × 2 supplied)	LR-W500(C)/ W70(C)/ WF10(C)	OP-88023			
 Adjustable bracket locking screw (105 mm 4.13')		OP-88024			

*1 When using LR-WA1 or LR-WA2, detecting range may decrease on targets with low reflectance. Perform sufficient checks in the actual installation environment.

*2 When using the LR-WA1 or LR-WA2, the enclosure rating (IP65/IP67) is not met.

*1 The 4-pin M12 connector type may not be mounted in the orientation shown in the picture (connector downward). Confirm the dimensions and surroundings carefully.

LR-T/LR-W SERIES

Cables



Cables

Cable Material	Type	Length	Compatible Model	Item
PVC	Straight	2 m 6.56'	LR-T	OP-87634
		5 m 16.40'	LR-W	OP-87272
		10 m 32.81'	LR-T	OP-87635
	L-Shape	2 m 6.56'	LR-W	OP-85502
		5 m 16.40'	LR-W	OP-87273
		10 m 32.81'	LR-W	OP-87274
PUR	Straight	2 m 6.56'	LR-T/LR-W	OP-87636
		10 m 32.81'	LR-T/LR-W	OP-87637
	L-Shape	2 m 6.56'	LR-W	OP-87640
		10 m 32.81'	LR-W	OP-87641

* To ensure IP ratings are met, it is important to use cables specified for the particular sensor series and consult the sensor series brochure.

MU-N SERIES

Multi-Sensor Controller

Compatible Series
LR-T/LR-W/FD-Q



Controller

Type	Control output	External input	Analog output	Model
Main unit	4 standard outputs max.* (15 signal combinations available using binary logic)	5 inputs max.*	1 output max.*	MU-N11
Expansion unit			—	MU-N12

* Specification when used with LR-W Series. For use with LR-T Series, contact KEYENCE for detail.

Cables (MU-N Power Cable)

Appearance	Applicable unit	Cable material	Cable end	Controller side	Length	Model
	Main unit	PVC (Polyvinyl chloride)	8-core loose wires	Connector	2 m 6.56'	MU-CB8
			4-core loose wires			MU-CB4
	Expansion unit		6-core loose wires			MU-CB6
			2-core loose wires			MU-CB2
	Main unit		M12 4-pin straight		0.3 m 0.98'	MU-CC4

Cables (Sensor to Controller Cable)

Appearance	Cable material	Sensor side	Controller side	Length	Model
	PVC (Polyvinyl chloride)	M12 4-pin straight	Connector	2 m 6.56'	OP-88025
				10 m 32.81'	OP-88026*1
		M12 4-pin L-shape		2 m 6.56'	OP-88027
				10 m 32.81'	OP-88028*1

*1 The 10 m 32.81' cable includes one spare connector for the controller side.

Connectors

Appearance	Type	Applicable model	Model
	For PVC (Polyvinyl chloride) cable	Non-connector type LR-W and LR-T Series sensors OP-75721/87272/85502 OP-75722/87273/87274	OP-88029
	For PUR (Polyurethane) cable	OP-87636/87637 OP-87640/87641	OP-88030

Additional Sensor Series

KEYENCE offers a complete lineup of self-contained sensors

TOF LASER SENSORS

LR-T Series

Detecting Distance [0.06 to 5 m **0.20' to 16.40'**]

Max. 5 m **16.40'** detecting distance

Custom IC for superior detecting capabilities

Metal body with IP65/IP67 enclosure rating



FULL-SPECTRUM SENSORS

LR-W Series

Detect any changes in appearance

Innovative White LED Light Source

Long Range, Dual Spot, and Fiber Models

Controller Expansion for Increased Functionality



**CALL
TOLL
FREE**

TO CONTACT YOUR LOCAL OFFICE
1-888-KEYENCE
1 - 8 8 8 - 5 3 9 - 3 6 2 3

www.keyence.com



SAFETY INFORMATION

Please read the instruction manual carefully in order to safely operate any KEYENCE product.

KEYENCE CORPORATION OF AMERICA

Corporate Office 669 River Drive, Suite 403, Elmwood Park, NJ 07407 PHONE: +1-888-539-3623 FAX: +1-855-539-0123 E-mail: keyence@keyence.com
Sales & Marketing Head Office 1100 North Arlington Heights Road, Suite 210, Itasca, IL 60143 PHONE: +1-888-539-3623 FAX: +1-855-539-0123

AL Birmingham	CA San Jose	CO Denver	IN Indianapolis	MI Grand Rapids	NJ Elmwood Park	OH Cincinnati	PA Pittsburgh	TX Austin	WI Milwaukee
AR Little Rock	CA Cupertino	FL Tampa	KY Louisville	MN Minneapolis	NY Rochester	OH Cleveland	SC Greenville	TX Dallas	
AZ Phoenix	CA Los Angeles	GA Atlanta	MA Boston	MO Kansas City	NC Charlotte	OR Portland	TN Knoxville	VA Richmond	
CA San Francisco	CA Irvine	IL Chicago	MI Detroit	MO St. Louis	NC Raleigh	PA Philadelphia	TN Nashville	WA Seattle	

KEYENCE CANADA INC.

Head Office PHONE: +1-905-366-7655 FAX: +1-905-366-1122 E-mail: keyencecanada@keyence.com
Montreal PHONE: +1-514-694-4740 FAX: +1-514-694-3206 **Windsor** PHONE: +1-905-366-7655 FAX: +1-905-366-1122

KEYENCE MEXICO S.A. DE C.V.

PHONE: +52-55-8850-0100 FAX: +52-81-8220-9097
E-mail: keyencemexico@keyence.com

The information in this publication is based on KEYENCE's internal research/evaluation at the time of release and is subject to change without notice. Company and product names mentioned in this catalog are either trademarks or registered trademarks of their respective companies. The specifications are expressed in metric units. The English units have been converted from the original metric units. Copyright (c) 2016 KEYENCE CORPORATION. All rights reserved.

KA1-1076

LRZ_S-KA-C3-US 1086-1 **611C85**